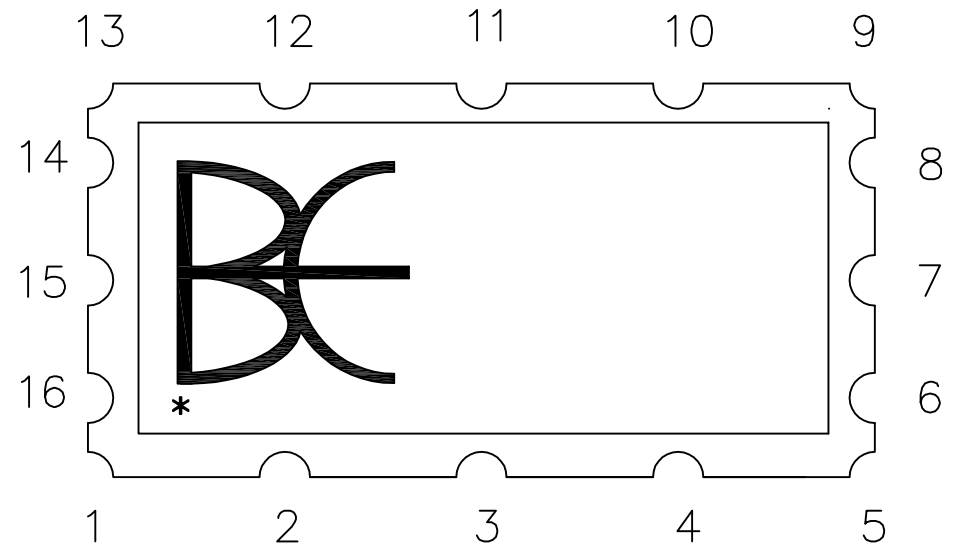
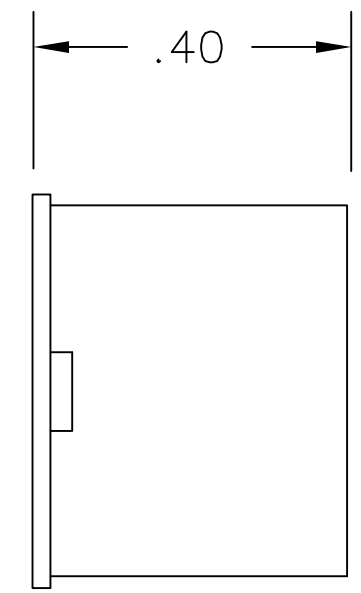
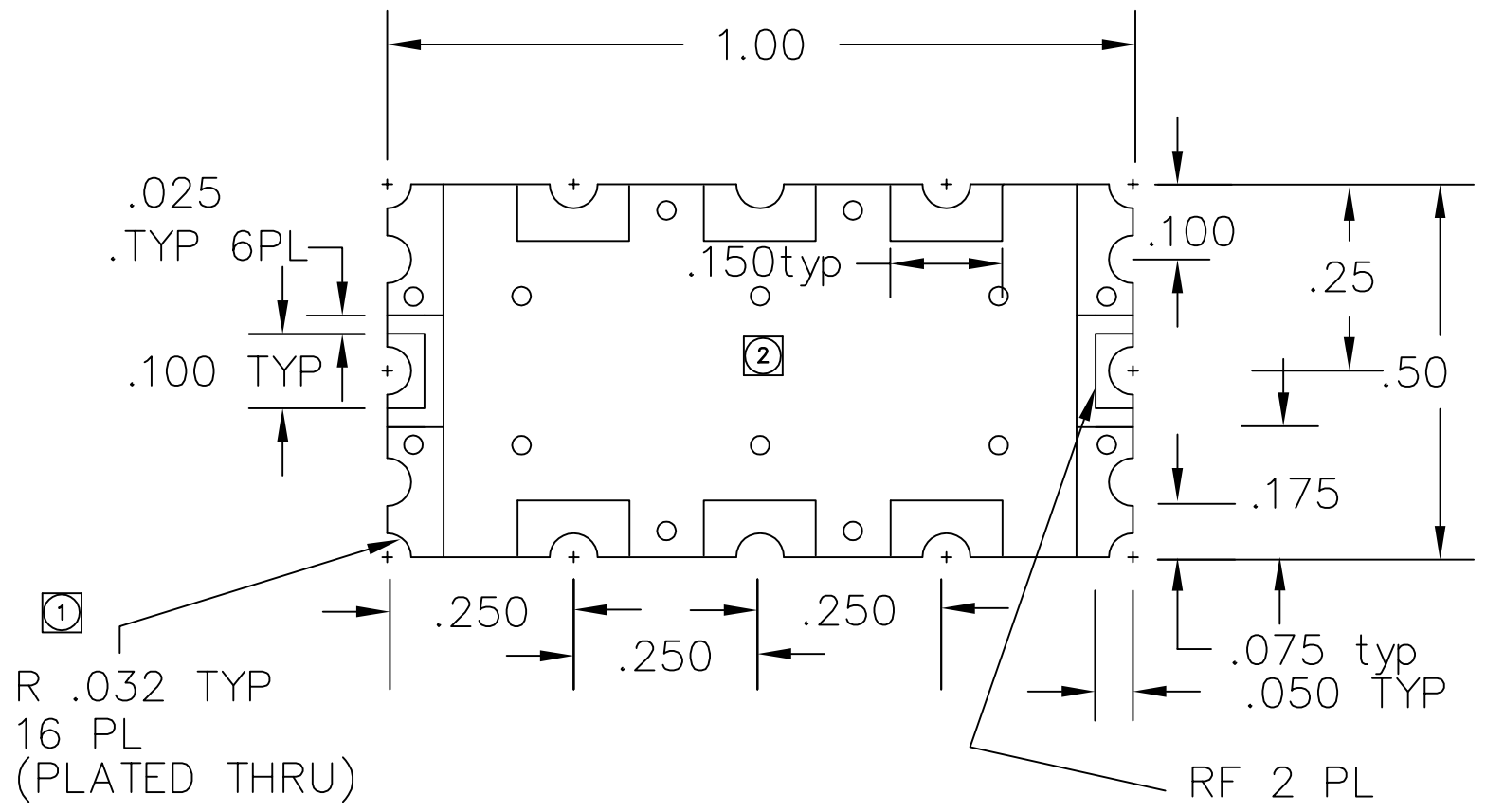


REVISIONS			
REV	DESCRIPTION	DATE	APPROVED
1	Correct scaling/add missing dimensions	9/9/13	



- 3 15 & 7 RF I/O all others are ground.
- ② Solder Mask: SR1000, LPI or equivalent.
- ① Location of plated thru holes are to be held at +/- .005.

THE INFORMATION CONTAINED IN THIS DRAWING IS THE SOLE PROPERTY OF BREE ENGINEERING. ANY REPRODUCTION IN PART OR WHOLE WITHOUT THE WRITTEN PERMISSION OF BREE ENGINEERING IS PROHIBITED.

UNLESS OTHERWISE SPECIFIED DIMENSIONS ARE IN INCHES & TOLERANCES ARE: .XXX .XX ANGLES ±.005 ±.01	CAD GENERATED DRAWING DO NOT MANUALLY UPDATE		BREE ENGINEERING
	DWN LN	DATE 7/11/13	
MATERIAL Nelco 4000-13-EP 1/4 to 1/2 HD 770 .010 THK	CHK	OUTLINE	
MATERIAL N/A	RESP ENG		
	MFG ENG	SIZE B	CAGE CODE 1K3H5
	QUAL ENG	DWG NO 700226	REV 1
	Scale for REFERENCE ONLY	SHEET 1 OF 1	