

4

3


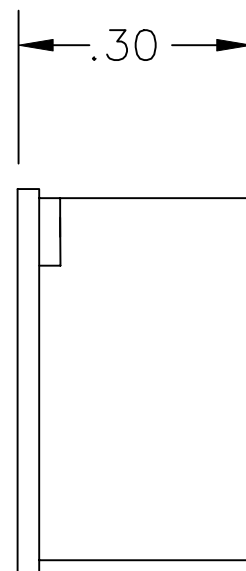
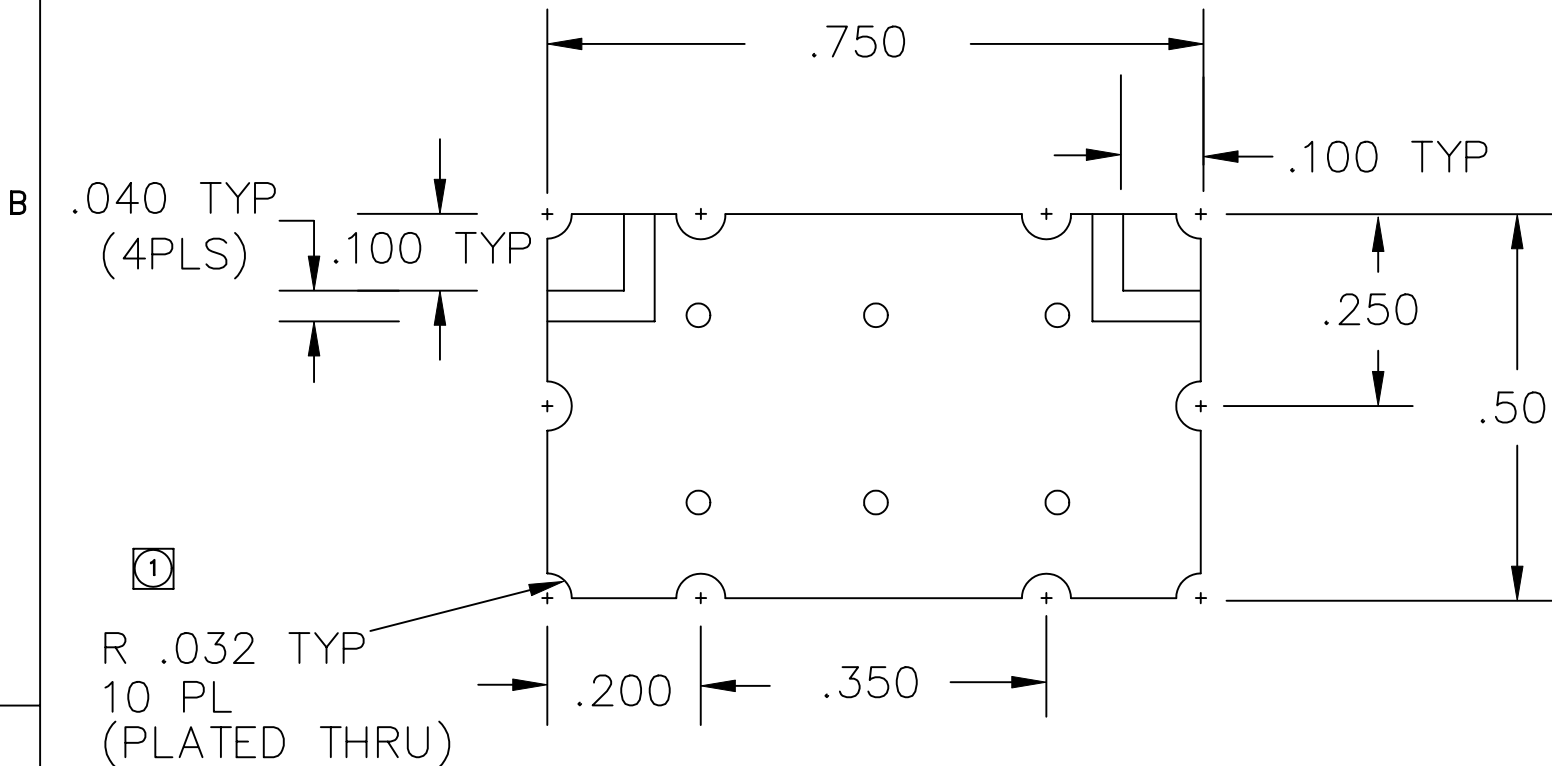
2

CAGEC 1K3H5 DWG NO 700165

SH 1 REV 1

1

REVISIONS			
REV	DESCRIPTION	DATE	APPROVED
1	Chg. PCB Material	8/20/09	



CONTACT I/O (TOP VIEW)

① Location of plated thru holes are to be held at +/- .005.

THE INFORMATION CONTAINED IN THIS DRAWING IS THE SOLE PROPERTY OF BREE ENGINEERING. ANY REPRODUCTION IN PART OR WHOLE WITHOUT THE WRITTEN PERMISSION OF BREE ENGINEERING IS PROHIBITED.

UNLESS OTHERWISE SPECIFIED DIMENSIONS ARE IN INCHES & TOLERANCES ARE:		CAD GENERATED DRAWING DO NOT MANUALLY UPDATE		BEE BREE ENGINEERING	
.XXX ±.005	.XX ±.01	ANGLES	DWN LN	DATE 10/2/08	OUTLINE
MATERIAL Nelco 4000-13-EP			CHK BE	DATE 10/3/08	
MATERIAL N/A			RESP ENG		
			MFG ENG		
			QUAL ENG		SIZE B 1K3H5
			Scale for REFERENCE ONLY		DWG NO 700165
					REV 1
					SCALE 4:1
					SHEET 1 OF 1

4

3

2

1